

UNIC URW-706-2 CRANE



LOAD CHART

FIRST STAGE EXTENDED

4.8M BOOM LENGTH

Working radius	m	up to 2.7	3.0	3.5	4.0	4.3	
Outrigger	Max-extended	kg	6,000	6,000	5,450	4,850	3,950
	Mid-extended	kg	6,000	6,000	5,450	4,850	3,950
	Min-extended	kg	6,000	6,000	3,450	4,550	3,750

SECOND STAGE EXTENDED

4.8 – 7.7M BOOM LENGTH

Working radius	m	up to 2.0	3.0	3.5	4.0	5.0	6.0	7.0	7.2	
Outrigger	Max-extended	kg	6,000	6,000	5,350	4,750	3,750	2,950	2,250	2,000
	Max-extended	kg	6,000	6,000	5,350	4,750	3,750	2,450	1,700	1,550
	Min-extended	kg	6,000	6,000	5,350	4,650	2,550	1,650	1,150	1,050

THIRD STAGE EXTENDED

7.7 – 10.6M BOOM LENGTH

Working radius	m	up to 2.7	4.0	5.0	6.0	7.0	8.0	9.0	10.0	10.1	
Outrigger	Max-extended	kg	4,550	4,550	3,650	2,950	2,400	1,800	1,350	950	950
	Max-extended	kg	4,550	4,550	3,650	2,550	1,750	1,300	950	700	700
	Min-extended	kg	4,550	4,550	2,650	1,700	1,200	850	650	450	400

FOURTH STAGE EXTENDED

10.6 - 13.5M BOOM LENGTH

Working radius	m	up to 5.0	6.0	7.0	8.0	9.0	10.0	11.0	12.0	12.9	
Outrigger	Max-extended	kg	2,950	2,550	2,150	1,850	1,500	1,200	950	800	450
	Max-extended	kg	2,950	2,550	1,850	1,400	1,100	850	650	550	400
	Min-extended	kg	2,750	1,850	1,300	1,000	750	550	430	330	240

FIFTH STAGE EXTENDED

13.5 – 16.3M BOOM LENGTH

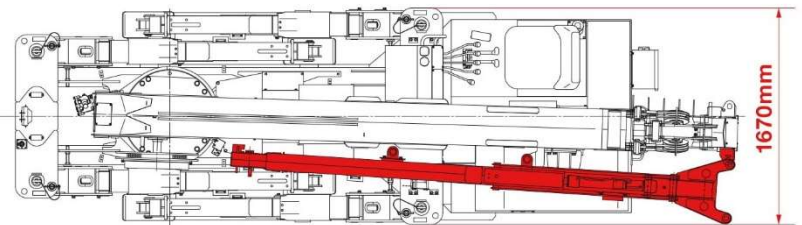
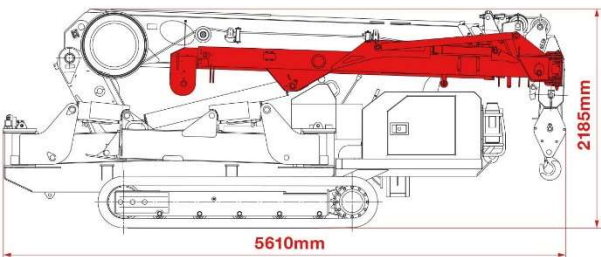
Working radius	m	up to 5.0	8.0	9.0	10.0	11.0	12.0	13.0	14.0	15.0	15.8	
Outrigger	Max-extended	kg	2,350	1,700	1,400	1,200	1,000	850	700	600	500	400
	Max-extended	kg	2,350	1,500	1,150	950	750	600	500	400	300	250
	Min-extended	kg	1,950	1,050	800	650	500	400	300	230	170	130

SIXTH STAGE EXTENDED

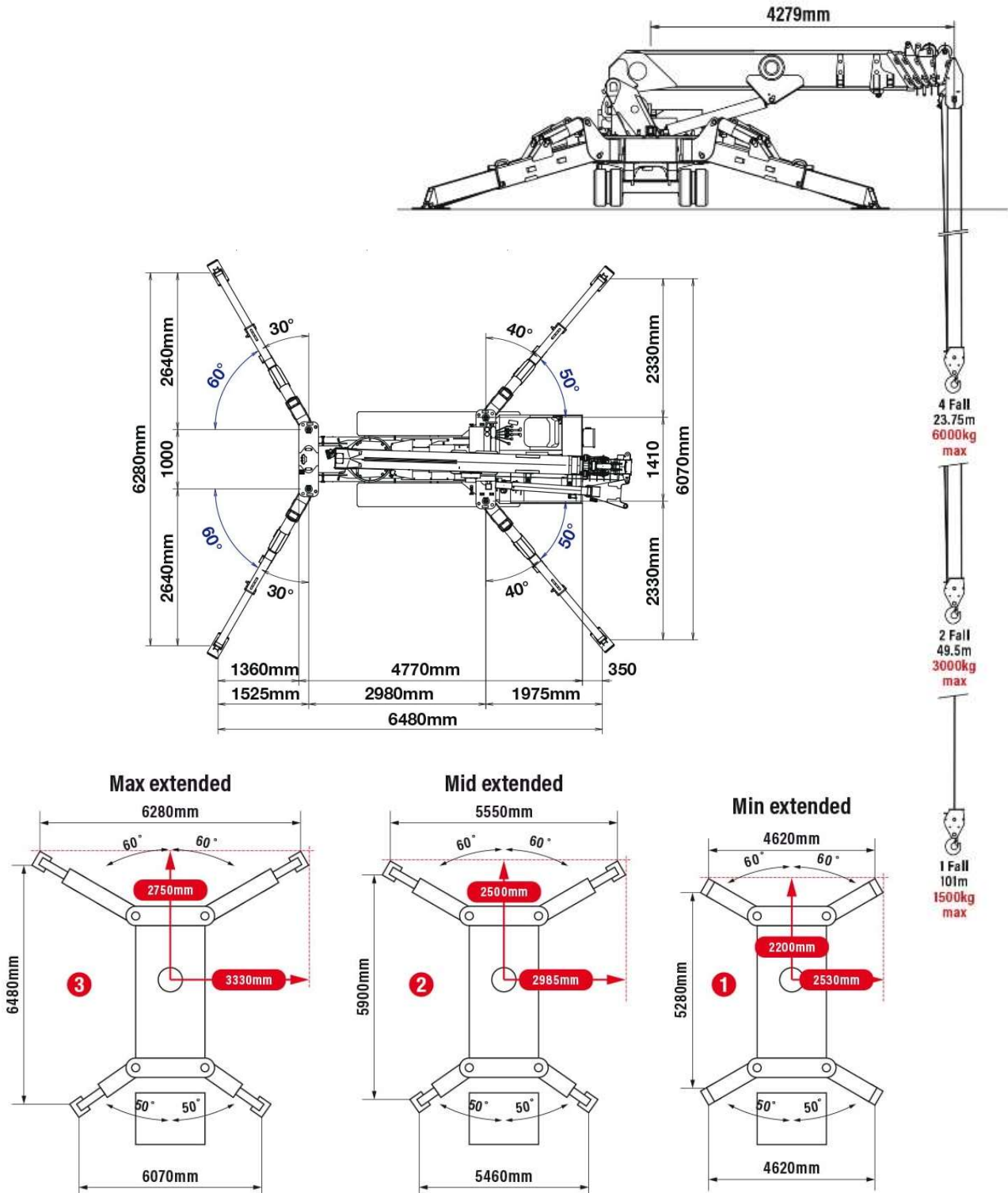
16.3 - 19.2M BOOM LENGTH

Working radius	m	up to 8.0	10.0	12.0	14.0	16.0	18.0	18.6	
Outrigger	Max-extended	kg	1,350	1,000	800	600	400	250	200
	Max-extended	kg	1,350	1,000	650	450	300	200	150
	Min-extended	kg	1,100	700	450	280	170	90	60

DIMENSIONS



RATED LOADS & OUTRIGGER POSITIONS



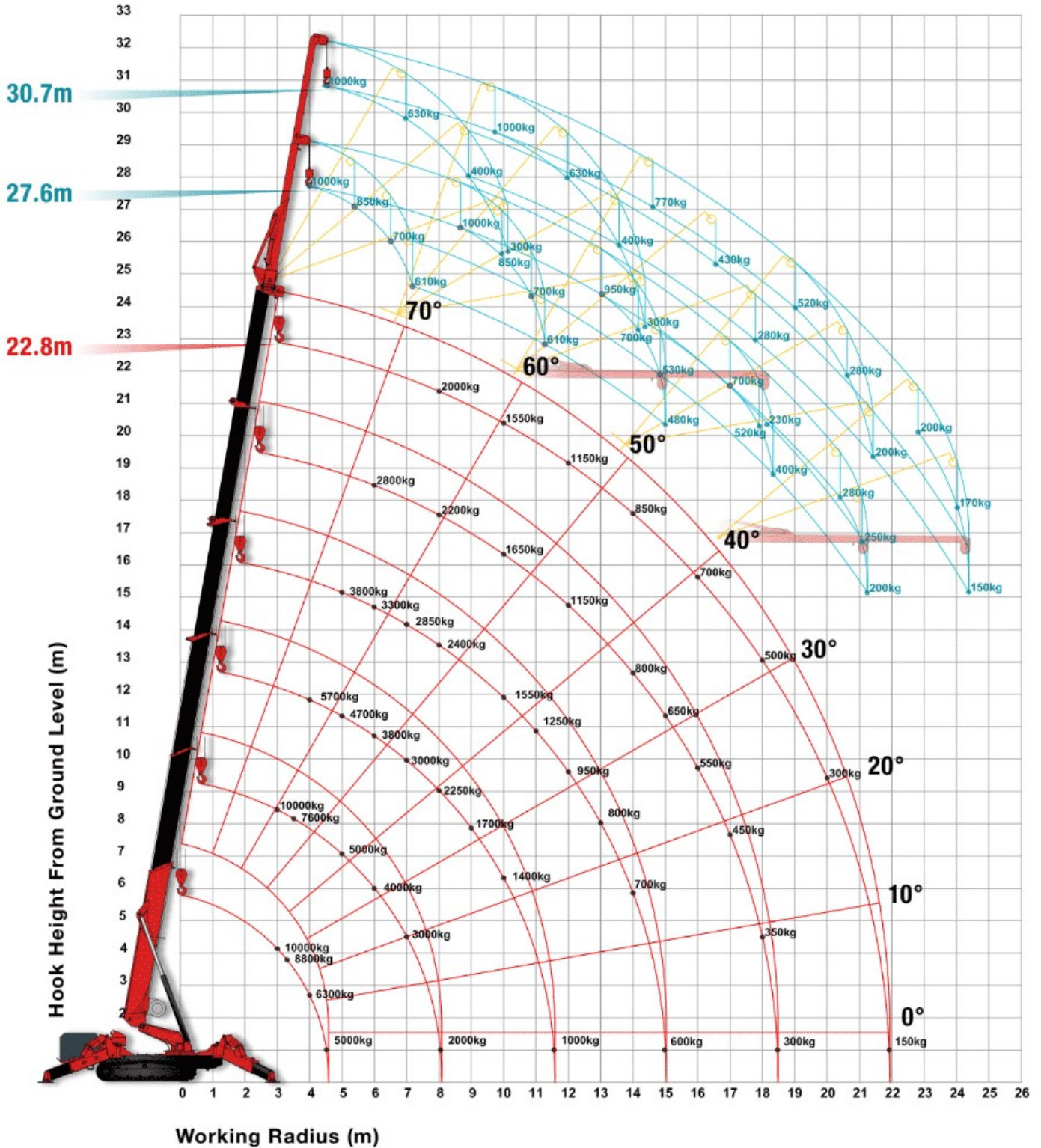


MINICRANESNZ

020 4062 2973

MINI & SPIDER CRANES
FOR HIRE

WORKING RANGE



020 4062 2973
admin@minicranesnz.co.nz
www.minicranesnz.co.nz

We have the
RIGHT CRANE
for your Job

SPECIFICATIONS

Crane capacity	capacity:	6.0t x 3.0m
Max working radius	max:	18.6m
Max lifting height	approx:	19.5m (25.2m with hydraulic fly jib, 25.9m with fixed hook)
Rope length	max:	23.75m (4 fall), 49.5m (2 fall), 101m (1 fall)
Dimensions	folded:	5610mm (l) x 1670mm (w) x 2185mm (h)
Weight	unladen:	8,080kg + 480kg hydraulic fly jib
Point loadings	Due to the many variables involved, point loadings are only available on request	
Hook speed	approx:	11m/min (with 5 layers and 4 falls)
Telescopic system	boom length: telescoping speed: boom type:	4.80 - 19.20m 14.4m/52 seconds 6 section hydraulically telescoping boom, hexagonal box construction
Derricking angle/speed	approx:	0 - 80°/16.0 seconds
Slewing angle/speed	approx:	360° (continuous) 2.5min rpm
Traction system	drive: travel speed: gradeability: track ground length: track ground pressure: track width:	hydrostatic 2-speed, stepless forward and reverse 0 - 2.9km/h ± 20° (vertical) 20° (traverse) 2240mm 43.6kPa (0.44kg/cm²) 400mm
Engine	manufacturer: fuel: maximum output: starting method: tank capacity:	Mitsubishi diesel (electric dual power option) 23.5kW (32.0PS) / 2500min rpm electric 74 litres
Electric motor	power: voltage:	7.5kW 400v AC 50/60hz
Standard equipment	computer controlled moment limiter (safe load indicator), radio remote control, overwinding alarm, computer controlled intelligent voice warning system, multi-function operation by radio remote control, intelligent throttle activation, automatic hook stow, overload warning alarms, overload warning lamps, working area limitation, 4 fall/2fall/single fall, dual diesel/electric powered, 800kg hydraulic luffing fly jib	